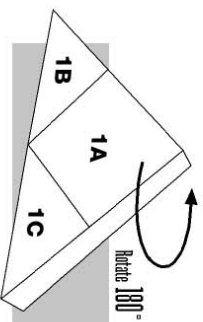


## Panel 1 - 3

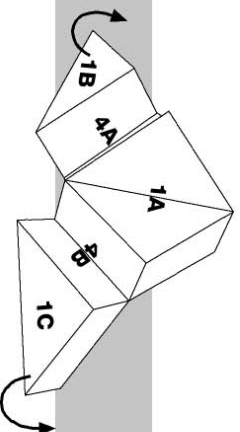
• START FROM PANEL 1

**STEP 1** • Back to Panel 1



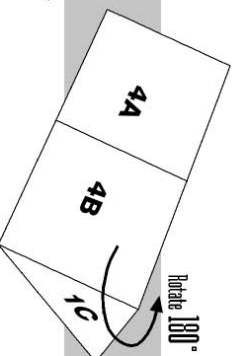
**STEP 2**

• Fold Panel 1A into half then fold Panel 1B + 1C back to have Panel 4A + 4B

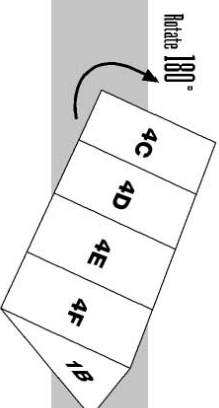


**STEP 3**

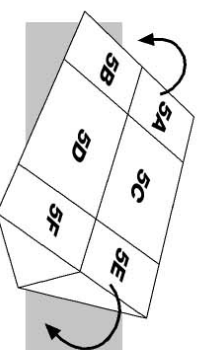
• Twist round Panel 4A + 4B to get Panel 4C to 4F



**STEP 4**

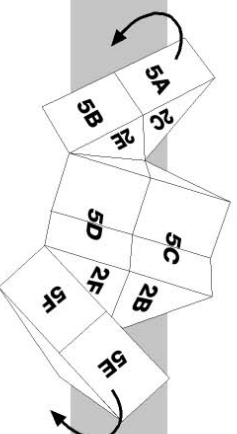


**STEP 5** • Twist back to get Panel 5A to 5F



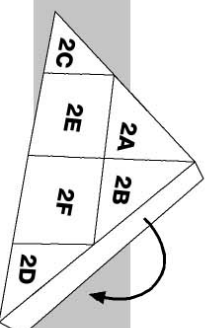
**STEP 6**

• Fold Panel 5A + 5B and Panel 5E + 5F down



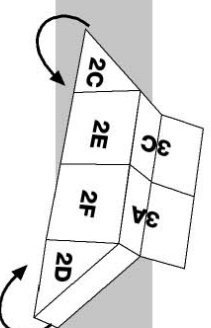
**STEP 7**

• Back Image



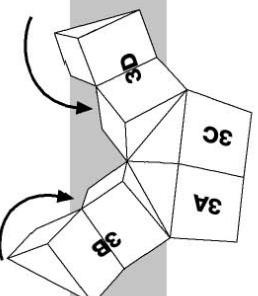
**STEP 8**

• Fold horizontally back Panel 2A + 2B to get Panel 3A + 3C

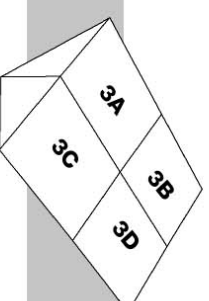


**STEP 9**

• Fold Panel 2E + 2F half to get Panel 3B + 3D



**STEP 10**



The Manipulation of  
Magic Prism

# CRYSTAL